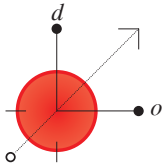
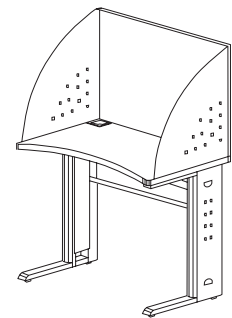


CARRELS



Description:

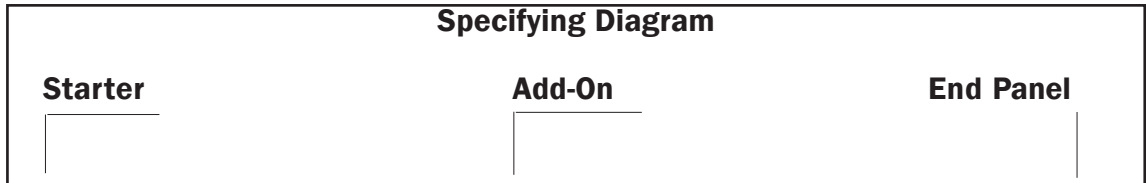
Study Carrels match a worksurface size and can be installed on Training Tables or Elements Desks either 24" or 30" deep. Back Tiles are supported at each end by a 22" high, curved steel Side Panel. The seated side of the Back Tile is fabric covered and tackable, while the approach side is available in fabric or paint embossed. Shown with Access Top option.



HOW TO ORDER

1. Choose Starter Kit consisting of a Left Side Panel and Back Panel.
2. Choose Add-On Kit consisting of a Dual Side Panel and Back Panel.
3. Choose End Panel consisting of a Right Side Panel.

Specifying Diagram



DESIGN OPTIONS

Post Office Box 151777
Tampa, Florida
33684

VOICE
813.885.4950

WATS
877.800.3560

FACSIMILE
813.885.2994

WEB SITE
www.designoptions.com

<u>Starter Kit</u>	<u>Price</u>	<u>Add-On</u>	<u>Price</u>	<u>End Panel</u>	<u>Price</u>
24" Deep					
CRL222436-ST	\$158	CRL222436-AO	\$173	CRL2224-EPNL	\$43
CRL222442-ST	\$178	CRL222442-AO	\$178	"	"
CRL222448-ST	\$173	CRL222448-AO	\$188	"	"
CRL222460-ST	\$204	CRL222460-AO	\$219	"	"
CRL222472-ST	\$219	CRL222472-AO	\$234	"	"
30" Deep					
CRL223036-ST	\$168	CRL223036-AO	\$183	CRL2230-EPNL	\$64
CRL223042-ST	\$188	CRL223042-AO	\$188	"	"
CRL223048-ST	\$183	CRL223048-AO	\$198	"	"
CRL223060-ST	\$214	CRL223060-AO	\$229	"	"
CRL223072-ST	\$229	CRL223072-AO	\$244	"	"